

Willington Public Schools Interim Learning Plan Overview

This document is meant to provide guidance and rationale regarding programmatic decisions and the implementation of our Interim Learning Plan (ILP). Below you will find information regarding the programs selected, how to access those programs, and how teachers will monitor your child's progress. Please direct any questions to your child's teacher and/or principal regarding our ILP.

What programs are being utilized for the Interim Learning Plan? Why?

We have chosen to utilize iReady as one of our priority online instructional tools. The iReady program is tailored to each student based on their performance on the comprehensive assessments delivered in math and language arts in September and January of this school year. It utilizes data from these assessments to create a personalized pathway for each student.

Another reason we decided to focus so heavily on iReady for our ILP is that this program completely aligns with the Common Core State Standards. Teachers will be able to track each student's progress in relation to their time spent on each lesson, their progress on each lesson and their overall performance based on grade-level standards. This information will help guide teachers to alter content to suit the needs of each student in their class. We believe that this is the best option for our students to receive targeted, personalized and flexible lessons so that all students can make the most out of this challenging time away from the school building.

Another program we subscribed to is Epic. Epic is an online book service with over 35,000 high interest books including books and audiobooks. You will be receiving login information from your child's teacher shortly.

How does my child access their learning plan?

We identified one pathway to numerous learning opportunities by using the platform, Clever.com (see directions attached for how to log in). Clever has a dashboard that allows the district, and teachers, to push out various learning tools to support student growth. As programs are added to the dashboard we will update the ILP calendar so that you are able to easily access the materials. We are currently working to add the phonics instructional program, Lexia, to each student's dashboard and plan to have that as part of the ILP in week two. When it is not possible to house online tools in Clever, we will provide links so all students and families will be able to access the material efficiently.

Will my child continue to receive Special Education and 504 Services?

Students who are currently receiving Special Education Services or 504 Accommodations will continue to receive services to the greatest extent possible. Case Managers and related service professionals (Speech and Language Pathologist, Counselor, Occupational Therapist and Physical Therapist) will reach out to families to develop regularly scheduled communication and a plan to provide support/services.

Willington Public Schools
Calendar for Interim Learning Plan
Week 1: March 24-27

	Monday March 23	Tuesday March 24	Wednesday March 25	Thursday March 26	Friday March 27
Math	Professional Development Day	Prek: Home Link Packet (20 mins) K-1: Splash Math (30+ minutes) Gr. 2-4: iReady (30+ minutes), Xtra math (15 minutes) Gr. 5-8: iReady (45+ minutes), Xtra math (15 minutes). Log in	PreK: Home Link Packet (20 mins) K-1: Splash Math (30+ minutes) Gr. 2-4: iReady (30+ minutes), Xtra math (15 minutes) Gr. 5-8: iReady (45+ minutes), Xtra math (15 minutes). Log in	PreK: Home Link Packet (20 mins) K-1: Splash Math (30+ minutes) Gr. 2-4: iReady (30+ minutes), Xtra math (15 minutes) Gr. 5-8: iReady (45+ minutes), Xtra math (15 minutes). Log in	PreK: Home Link Packet (20 mins) K-1: Splash Math (30+ minutes) Gr. 2-4: iReady (30+ minutes), Xtra math (15 minutes) Gr. 5-8: iReady (45+ minutes), Xtra math (15 minutes). Log in
Language Arts	Professional Development Day	Prek: ZooPhonics (5 min.) & read aloud/read one of your own books (10 mins) K-8: Read your own book or a book on <i>Epic</i> (20-30+ min.) K-8: Write/type a page or more each day. Topics Gr. 1-8: iReady (30 min. 2-3 times per week) Log in	Prek: ZooPhonics (5 min.) & read aloud/read one of your own books (10 mins) K-8: Read your own book or a book on <i>Epic</i> (20-30+ min.) K-8: Write/type a page or more each day. Topics Gr. 1-8: iReady (30 min. 2-3 times per week) Log in	Prek: ZooPhonics (5 min.) & read aloud/read one of your own books (10 mins) K-8: Read your own book or a book on <i>Epic</i> (20-30+ min.) K-8: Write/type a page or more each day. Topics Gr. 1-8: iReady (30 min. 2-3 times per week) Log in	Prek: ZooPhonics (5 min.) & read aloud/read one of your own books (10 mins) K-8: Read your own book or a book on <i>Epic</i> (20-30+ min.) K-8: Write/type a page or more each day. Topics Gr. 1-8: iReady (30 min. 2-3 times per week) Log in

Possible Writing Topics, Week of March 23


See your teacher's Google Classroom/Bloomz for writing ideas.	How are you spending your time at home?	What do you like about learning at home?
Write about anything you want.	How are you feeling right now?	What don't you like about learning at home?
Video games or board games? Why?	What's important to you in your world right now?	What is one small way your life has changed lately?
M&Ms or Skittles? Why?	What used to matter to you a lot that doesn't matter to you right now?	What is one big way your life has changed lately?
Dancing or singing? Why?	List your top 10 favorite books of all time.	What talent would you most like to have? Why?
Build a snowman or a sandcastle? Why?	Twix or Kit Kat? Why?	What are your top 10 must haves for staying at home for a while?
List your top 10 movies of all time.	What is your most treasured possession? Why?	What qualities do you most value in your friends? Why?
Who are your favorite authors? Why?	List the top ten worst movies of all time.	Make a list of your all time favorite names.
Writing or painting? Why?	List your top 10 favorite video games of all time.	Where would you most like to live? Why?
Chess or checkers? Why?	Draw and label a map of where you live.	List your top 10 favorite TV shows.
What do you consider to be your greatest achievement?	List your top 10 all time favorite songs?	Which historical figure do you most identify with? Why?
What book did you love the original but not like the sequel? Why?	What movie did you love the original but not like the sequel? Why?	Selfie: filter or no filter? Why?

Student Directions: iReady Online Instruction iPad (will not work with iPhone, iPod, or Android) (edited 3/23/20):

i-Ready[™] Clever Single Sign-On iPad Instructions

Overview: This document outlines how students can log in to *i-Ready* when their district utilizes Clever for Single Sign-On.

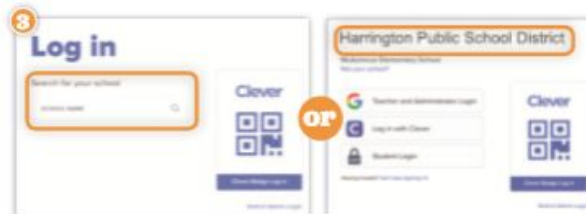
- 1 Download the “*i-Ready for Students*” application from the App Store.



- 2 Download the Clever application from the App Store.

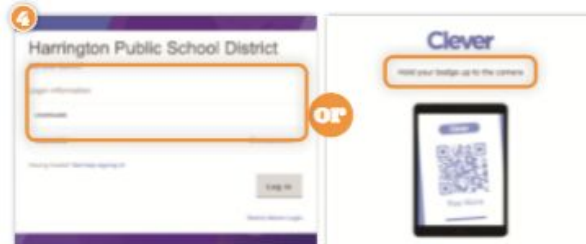


- 3 Clever may ask you to search for your school, or your school/district name will automatically appear.



- 4 On the following page, you will have the option to log in using a standard username and password, or with a Clever badge, if applicable.

- If using a username and password, you will be prompted to type it in.
- If using a Clever Badge, you will be prompted to scan the badge via your iPad's camera.



- 5 Once you are logged in to the portal, click the *i-Ready* icon.



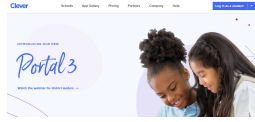
- 6 You may see the message, “Open this page in ‘i-Ready?’” Click “Open.” The *i-Ready for Students* application will open and your students should be able to use *i-Ready*.



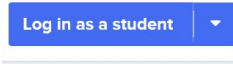
Note: If asked for your child’s pin(upper grades), it is his/her 6 digit birth date: mmddyy

Computer:

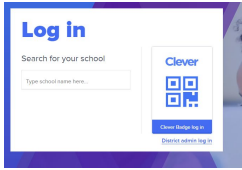
1. Log into Clever.com
(Internet Explorer not supported)



2. Log in as a student

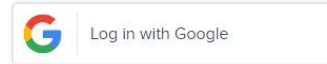


3. Enter School Name (Hall Memorial School or Center Elementary School)



4. Choose log in with Google:
Log in with your school Google login

Wilmington School District
[Not your district?](#)



Username: Student's school Google username

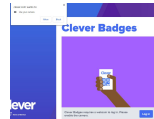
Password: Student's school Google password

OR

Choose Clever Badge Log in



5. Click "Allow" camera access
Hold badge (QR code) up to camera



6. **IF** prompted (upper grades) enter 6 digit pin:
Student birthdate: mmddyy

Enter your 6-digit PIN below

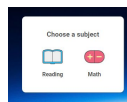
6-DIGIT PIN REQUIRED
..... Show

Log in

7. Select iReady icon



8. Choose: Reading or Math



9. Click on a lesson

